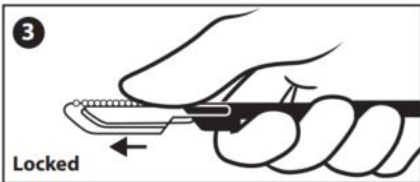
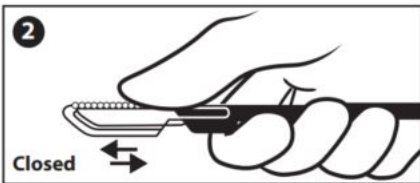
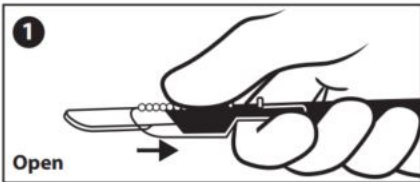


Instructions For Use of Safety Scalpel:



Scalpel is packaged in closed position.

1. To open for use, retract sheath to expose blade.
2. To close, push sheath forward to the original, closed position.
3. **To permanently lock sheath** for disposal, push forward past the closed position until locked.

Disposal:

Dispose in puncture resistant container with sheath in "locked" position.

Caution:

Blade is extremely sharp.

Information provided by Southmedic, the supplier for the disposable scalpel with safety sheath.